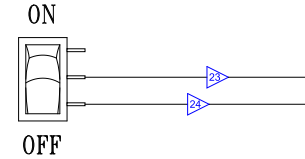
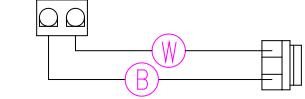
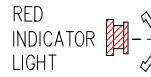


High-Limit LED must be installed as shown (lower 4 pins)

12V Light (White 2-Pin)



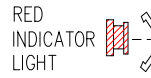
**SYSTEM FUSE**



**HIGH-LIMIT**



**PUMP 1 FUSE**



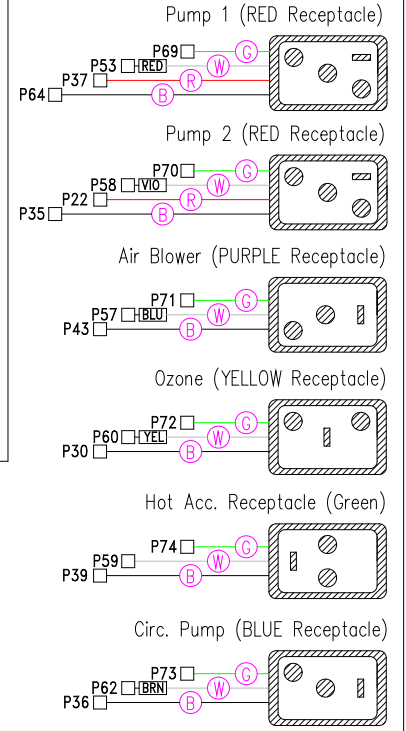
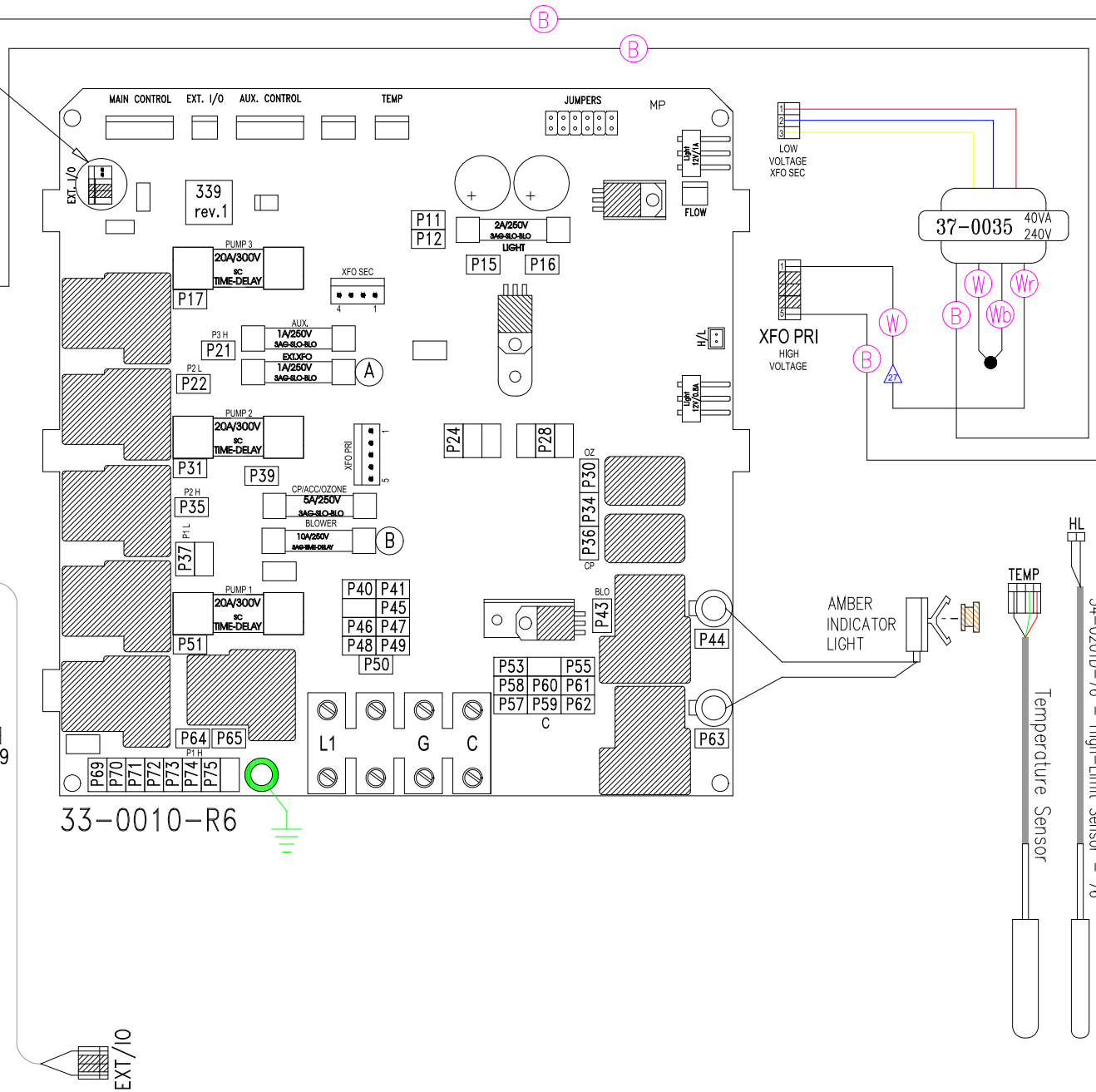
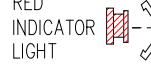
**PUMP 2 FUSE**



**AIR BLOWER FUSE**



**OZON/CIRC. FUSE**



LEGEND	
	- 1/4" QUICK CONNECT
	- 1/4" PIGGYBACK
	- FORK CONNECTOR
	- RING CONNECTOR
	- SOCKET CONNECTOR
	- PIN CONNECTOR

**HYDRO-QUIP**  
CORONA, CA (909) 273-7575

Manufacture Notes: EX: RED - DENOTES THE COLOR OF HEAT SHRINK USED.

Dwg. No.  
**C2S21A0-DKMPQY8-2**

Drawn  
BH  
Date  
02.12.04  
Diagram No.  
4427

Rev  
0  
Wire Color Code  
B - Black      G - Green  
Br - Brown    Bl - Blue  
R - Red        V - Violet  
O - Orange    W - White  
Y - Yellow     Gr - Gray